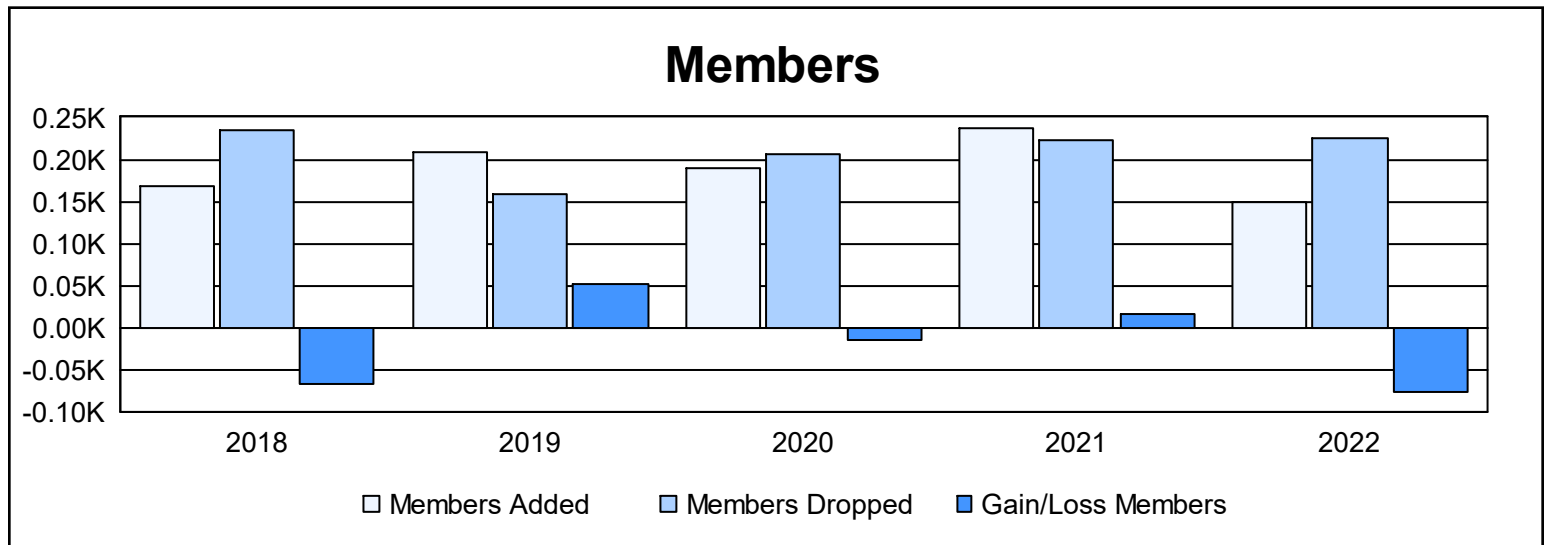
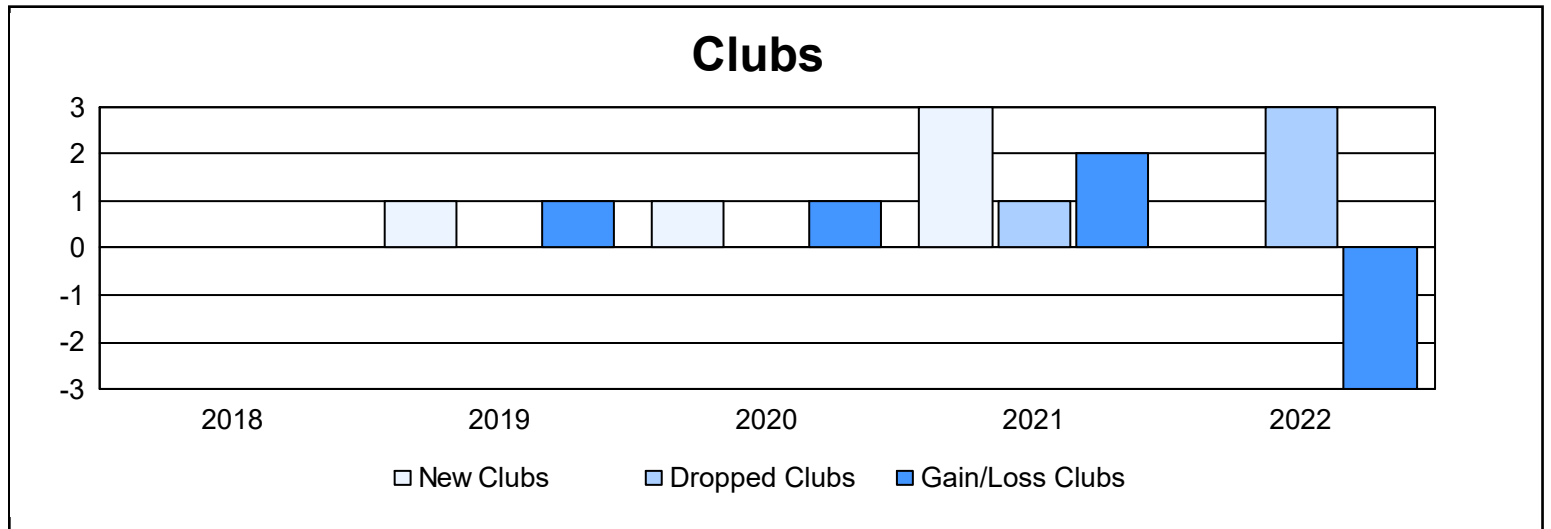
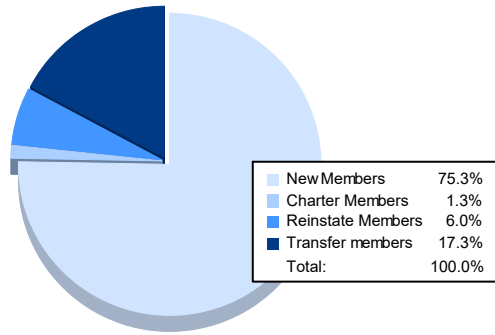


Year	New Clubs	Dropped Clubs	Gain/ Loss Clubs	New Members	Charter Members	Reinstate Members	Transfer Members	Total Member Added	Total Members Dropped	Gain/ Loss Members
2017-2018	0	0	0	152	1	7	7	167	234	-67
2018-2019	1	0	1	157	28	5	19	209	158	51
2019-2020	1	0	1	144	20	0	25	189	205	-16
2020-2021	3	1	2	151	70	9	8	238	222	16
2021-2022	0	3	-3	113	2	9	26	150	226	-76
<b>Average</b>	<b>1</b>	<b>1</b>	<b>0</b>	<b>143</b>	<b>24</b>	<b>6</b>	<b>17</b>	<b>191</b>	<b>209</b>	<b>-18</b>



### Membership Composition June 2022 Cumulative



### Gender Composition June 2022 Cumulative

